

LIFT-RITE HAND PALLET JACK

Lift-Rite has maintained quality and value in their fully-hydraulic, ergonomically-designed hand pallet trucks.

Special material handling applications: We have the ability to produce special width and length pallet trucks combined with lowered heights for ease of pallet entry.

Ergonomics plays an important role in Lift-Rite's product design. Features such as the easy-pull loop handle, fingertip control lever for lifting and lowering, 8" diameter steer wheels for increased rollability, maximize productivity by decreasing operator fatigue.



Durable Entry and Exit Rollers
Provide a smooth transition in and out of pallets. Rounded fork tips allow operator to enter pallets with minimal effort.

Ergonomically Designed 3-Position Control Handle
Allows operator to lower, raise and engage pump into neutral position with a simple touch of the lever. Neutral position increases pump life and reduces operator fatigue when moving palletized loads.




Adjustable Push Rods
Lift-Rite's adjustable push rods allow field adjustment when forks become misaligned or uneven floors prevent rolling in a lowered position.

Reinforced Frame
Helps prevent twisting and misalignment of hand pallet truck components when loads are handled in an off-center loading condition.



Precision Welded Pump Assembly
The Lift-Rite pump is recognized as the most trouble-free pump in the industry. The pump incorporates hardened chrome cylinders and uniquely-designed packing seals.

Oil-Impregnated Bushings
Lift-Rite hand pallet trucks are manufactured with oil-impregnated cast iron alloy bushings which provide long life at all critical pivot points.




True 3" Lowered Height
All Lift-Rite Standard Series hand pallet trucks provide exactly 3" clearance for easy entry into all standard pallets.

True 2" Lowered Height
Available as standard lowered height in Lift-Rite's Low Profile Series.



Precision Steer Wheels and Rollers
Lift-Rite 8" diameter steer wheels and rollers have a hard, non-marring polyurethane tread that offers excellent rollability under load.





Skid Adapter
Transforms the truck for either pallet or skid use. Secures easily in a vertical position.



Dual-Action Drum Brake
Increases maneuverability and operator safety on uneven floors.



Platform/Skid Truck
Offers a customized solution to various unique applications.



Load Backrest
Built from 1 1/4" tubular steel for added load stability and operator safety.



Freezer Truck
A special design features anti-corrosion materials for wet, cold and other harsh environments.



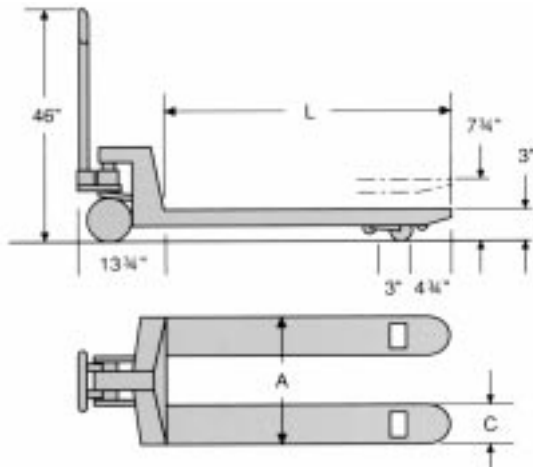
Four Way Hand Pallet Truck with Pallet Stops
Operator can handle pallets easily in all four directions. Maximizes trailer load density while restricting fork entry in adjoining pallets.

3" to 7 3/4" Raise

Capacity lbs.	A Ins.	L Ins.	C Ins.	Weight lbs.	Model No.
Standard Series					
5000	27	36	7	155	L50-1
5000	27	42	7	165	L50-2
5000	27	48	7	175	L50-3
5000	27	54	7	230	L50-4*
5000	27	60	7	240	L50-5*
5000	27	72	7	265	L50-6*
5000	20 1/2	36	7	150	L50-10
5000	20 1/2	42	7	155	L50-11
5000	20 1/2	48	7	160	L50-12
5000	20 1/2	54	7	225	L50-13*
5000	20 1/2	60	7	235	L50-14*
5000	20 1/2	72	7	260	L50-15*
5000	20 1/2 - 27	48	7	210	L60
Special High Capacity Series					
8000	20 1/2 - 27	48	7	305	3 1/4" L.H. L80
10000	20 1/2 - 27	48	7	340	8" R.H. L100

*Solid Push Rods and Reinforced Frame Standard.

Standard Series Truck

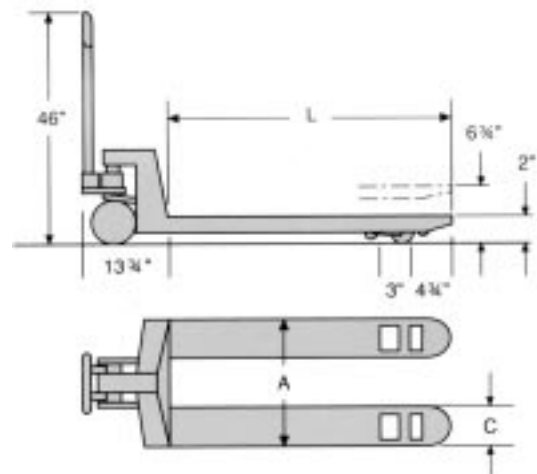


Please consult your authorized Lift-Rite dealer for special fork widths and lengths. Optional one piece steel or nylon rollers and steer wheels are also available.

2" to 6 3/4" Raise

Capacity lbs.	A Ins.	L Ins.	C Ins.	Weight lbs.	Model No.
Low Profile Series					
5000	27	36	6	155	L50 M-1
5000	27	42	6	165	L50 M-2
5000	27	48	6	175	L50 M-3
5000	20 1/2	36	6	150	L50 M-10
5000	20 1/2	42	6	155	L50 M-11
5000	20 1/2	48	6	160	L50 M-12
Four Way Series					
5000	33	48	6	210	L50 Four Way

Low Profile and Four Way Truck Series



Durable steel rollers and poly steer wheels are standard for both Low Profile and Four Way Series trucks.

Optional wheels and special fork width and length configurations are also available. Please consult your Lift-Rite dealer.

Low Profile trucks are available in 2", 1 3/4" and 1 1/2" lowered heights.

INDUSTRIAL HAND TRUCKS

Standard Features

- 1" OD 14 Gage Construction
- Solid Rubber Tires - Will not flat or split
- Color Alert Orange
- Double Welded All Points
- 5/8" Axle
- All Will Ship UPS



HT92-SZ
(high stack)

Capacity - 500 lbs.
Height - 56 1/2"
Nose Plate - 13 1/2" x 7"
Weight - 32 lbs.
Wheels - 8" x 2.5"
8" Duraflex (flat proof) Wheels
With Ball Bearings



HT86-CZ
(safety loop)

Capacity - 600 lbs.
Height - 46"
Nose Plate - 13 1/2" x 7"
Weight - 33 lbs.
Wheels - 10" x 2.75"
(Change Z to P for Full Pneumatic)



HT42-CZ
(dual handle)

Capacity - 600 lbs.
Height - 46"
Nose Plate - 13w x 7"
Weight - 30 lbs.
Wheels - 10" x 2.75"
(Change Z to P for Full Pneumatic)



CT5000-Z
(converta-truck)

	<u>2-Wheel</u>	<u>4-Wheel</u>
Capacity	600	800 lbs.
Height	154"	136"
Nose Plate	9x14"	
Weight	53 lbs.	
Wheels - 10" x 2.75"		
Casters - 5" x 1 1/4"		
(Change Z to P for Full Pneumatic)		



HT47-CZ
(single pin)

Capacity - 600 lbs.
Height - 46"
Nose Plate - 13 1/2"
Weight - 31 lbs.
Wheels - 10" x 2.75"
(Change Z to P for Full Pneumatic)



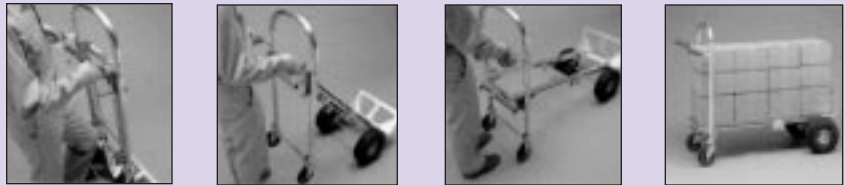
HT45-CZ
(continuous handle)

Capacity - 600 lbs.
Height - 46"
Nose Plate - 13" x 7"
Weight - 30 lbs.
Wheels - 10" x 2.75"
(Change Z to P for Full Pneumatic)

MAGLINE LIGHT WEIGHT HAND TRUCKS

Standard Features

- Rugged Aluminum Construction For Durability And Long Life
- Light Weight For Ease Of Handling
- Beautifully Balanced For Control And Maneuverability
- High Strength Extruded Aluminum Components
- Modular Component System Lets You Fit The Hand Truck To The Job
- All Parts Easily Replaceable



Gemini Senior

As Hand Truck:
Height - 61"
Nose - 18" x 7 1/2"
Wheels - 10" x 3 1/2"
Tires - Full Pneumatic

As Platform Truck:
Platform - 12" x 51"
Height - 10 1/2"
Casters - 5 x 1 1/4"
Swivel
Capacity - 1000 lbs.

HTGK9584 - Loop Handle
HTGK9684 - Dual Handle

Gemini Junior

As Hand Truck:
Height - 51"
Nose - 18" x 7 1/2"
Wheels - 10" x 3 1/2"
Tires - Full Pneumatic

As Platform Truck:
Platform - 12" x 38"
Height - 10 1/2"
Casters - 5 x 1 1/4"
Swivel
Capacity - 1000 lbs.

HTGK1834

The Original Convertible Hand Truck Hand Truck To Platform Truck . . . In An Instant!

It's a light, strong, aluminum Magliner® hand truck with a 500 lb. capacity. And, with a touch of your knee to the release bar, it becomes a 4-wheel platform truck that moves up to 1000 lbs. Gemini is a great time and money saver and a real workhorse. Choose from Gemini Jr. and Sr. models and add options such as stair climbers or the new snap-on embossed aluminum deck for even more versatility.



111-A-815
Height: 40"
Nose: 14" x 7 1/2"
8" x 1 5/8" Mold-On
Rubber Wheels
Weight: 18 lbs.



115-U-1040
Height - 52"
Nose - 14" x 7 1/2"
Wheels - 10 x 2.75 Semi-
Pneumatic
Weight - 23 lbs.



116-A-1040C1
Height - 44"
Nose - 14" x 7 1/2"
Wheels - 10 x 2.75 Semi-
Pneumatic
Weight - 27 lbs.

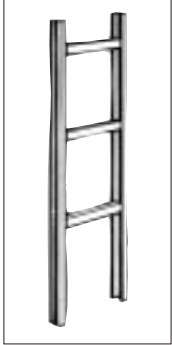


117-U-1040
Height - 52"
Nose - 14" x 7 1/2"
Wheels - 10" Full
Pneumatic
Weight - 23 lbs.

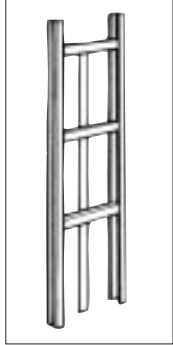
MAGLINE HAND TRUCK COMPONENTS & ACCESSORIES



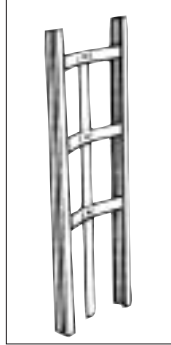
(1) Frames



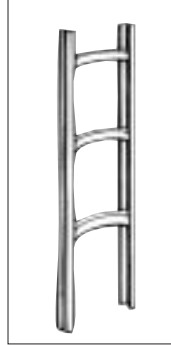
Style No. 1
Popular straight back type, general purpose use.



Style No. 2
Straight back lattice type, with one vertical strap. General purpose use.



Style No. 3
Curved back frame, with one vertical strap. Cylindrical or flat loads.



Style No. 5
Curved back type with formed horizontal cross members. Ideal for kegs, pails, etc.

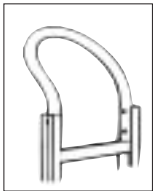
TO CUSTOM BUILD YOUR MAGLINE TRUCK

- (1) Select Frame Style
- (2) Select Handle
- (3) Select Nose
- (4) Select Wheel
- (5) Add Desired Accessories

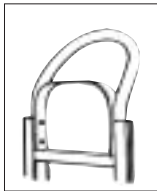
Example:

1 11-A-815-52
(1) (2) (3) (4) (5)

(2) Handles



No. 11
Standard "U" handle. Highly popular, easy to use.



No. 12
Standard "U" handle with top "U" frame extension.



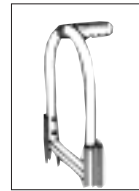
No. 13
Single grip handle on loop crossbar.



No. 15
Vertical loop handle. Fits No. 1 frame only.



No. 16
Double grip handles with top "U" frame extension.



No. 17
Single grip handle on loop.

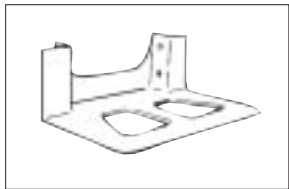


No. 19
"U" loop with comfort grip sleeve; prevents fatigue.

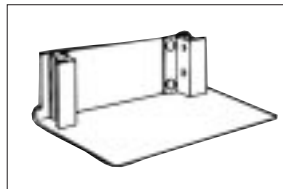


No. 25
Double vertical loop; great for beverage handling.

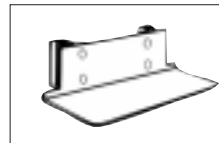
(3) Noses



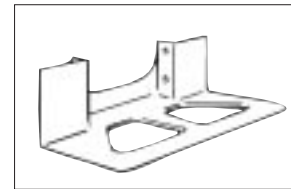
Type "A"
Cast aluminum or magnesium. 14" wide x 7 1/2" deep x 4 3/4" high. Recessed heel.



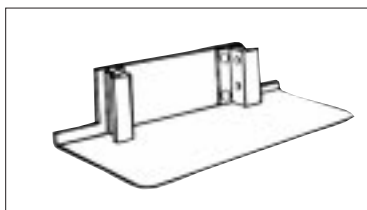
Type "C"
Extruded aluminum. 14" wide x 9" deep x 4 3/4" high. Reversible recessed heel (shown) or flush frame mounting.



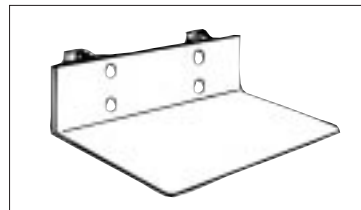
Flush frame mounting.



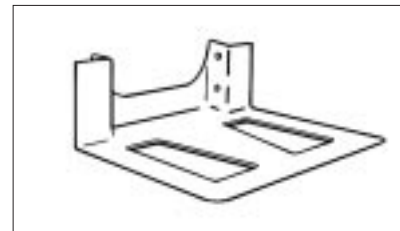
Type "U"
Cast aluminum or magnesium. 18" wide x 7 1/2" deep x 4 3/4" high. Recessed heel.



Type "D"
Extruded aluminum. 18" wide x 9" deep x 4 3/4" high. Reversible recessed heel (shown) or flush frame mounting.



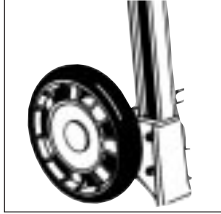
Type "J"
Extruded aluminum. 16" wide x 12" deep x 4 3/4" high. Flush frame mounting only.



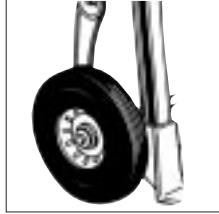
Type "H"
Cast magnesium. 14" wide x 12" deep x 4 3/4" high. Recessed heel.

MAGLINE HAND TRUCK COMPONENTS & ACCESSORIES

(4) Wheels



No. 815
Cast aluminum wheel. 8" x 1 5/8" with mold-on rubber tire. Equipped with ball bearings and grease zerker.



No. 825
8" x 2 1/2" with semi-pneumatic tire. Equipped with ball bearings and grease zerker.



No. 1025
10" x 2 1/2" with semi-pneumatic tire. Equipped with ball bearings and grease zerker.



No. 1040
10" x 3 1/2" with full pneumatic tire. Bolted hub with ball bearings and grease zerker.



No. 1045
Same as 1040 wheel, except supplied with roller bearings.


(5) Optional Accessories



Frame Extensions

Your choice of 3 'Hi-U' frame extensions for additional load height. Intermediate 'U' included.

No. 52 - 52"
Hi-U Extension
No. 60 - 60"
Hi-U Extension
No. 68 - 68"
Hi-U Extension



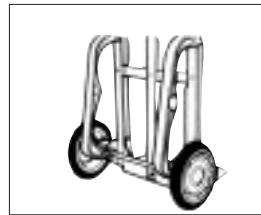
Stair Climbers

Heavy duty cast aluminum stair climbers help ease loads gently up or down stairs, over curbs, etc.


No. C5 - Step Saver style

Ultra-Tuf Replacement Skid Bar Guides

Low friction polymer skid bar glides featured on C5 stair climbers slide easier, more quietly. Tough and long-lasting. Easily replaced. **No. 302115**




No. C1
Original style without replaceable glides.



4th Wheel Attachment

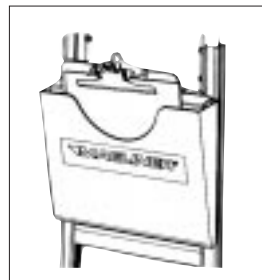
Retractable 5" dia. wheels support hand truck in inclined position. Attaches easily; folds compactly against frame when not in use. **No. W4**



Folding Nose Extensions

Extra capacity for handling bulky loads. nose retracts snugly against frame for regular service. Two types available.

No. F1 - 24" Plate Type
No. F2 - 20" Extruded Channel
No. F3 - 30" Extruded Channel



Delivery Organizer

Clips to topmost truck frame crossbrace to hold order books, route computers, etc. Made of light gray molded polymeric. (Will not fit curved brace or Gemini models. **No. DO**



Magline's Brake Truck

Combines durability, quality, operator controlled, and interchangeability. Brakes can be left or right hand operated and add less than 5 lbs. to a standard Magliner. Different models are available in a wide variety of handle, frame and wheel options. Brakes available on most standard 2 wheel Magliners.

No. WB

DRUM & BARREL HANDLING EQUIPMENT



Auto Load Truck

Stands alone, empty or loaded
Adjustable Chime Hook - Handles 21" to 40" straight sided barrels
 Places barrels on pallets to 5 1/2" high
 Narrower than load to spot barrels
Capacity - 1200 lb.
Weight - 90 lbs.
Height - 60"
Width - 24"
Model No. DT150



Draining Drum Truck

Will move and dispense liquids from a 55 gal. drum into a 5 gal. container
Capacity - 1000 lb.
Wheels - Two 10" x 2 1/2" and two 6" x 2" mold-on rubber wheels for balance and safety
Model No. DT170



Deluxe Drum Stand

Retractable oak handle
 Rollers to rotate barrel
Wheels - 5 x 1 1/4" polyolefin
Weight - 48 lbs.
Height - 22"
Handle Length - 64"
Width - 18 1/2"
Model No. DD54



Barrel Lift And Drum Stand

Welded steel barrel cradle Model #DC55
 polyolefin wheels
Construction - All welded
Self Storing Handle
Size - 32" x 18" x 18"
Less Wheels No. DS55



Round Drum Dollies

For 30 gallon and 55 gallon
 Inexpensive way to make drums mobile
DR55 Capacity - 800 lbs.
DR30 Capacity - 600 lbs.
Frame - All welded and painted
Steel Wheels - (add suffix -SS)
Model DR55
 Has 3" hard rubber casters
Model DR30
 Has 2 1/2" hard rubber casters

APPLIANCE TRUCKS



Model # SRT-M-60
 Commercial Grade Truck
 Construction - 1"—14 gauge tubular steel
 Load Capacity - 1200 lbs.
 Height - 60"
 Width - 17"
 Weight - 81 lbs.
 Web Strap - One 3 ply 2 piece 14' with ratchet tightener and automatic recoil
 Wheels - 8" x 2" mold-on rubber wheels, retractable swing with 3 1/2" swivel casters



Model # SRT
 Commercial Grade Truck
 Construction - 3/4"—14 gauge tubular steel
 Load Capacity - 800 lbs.
 Weight - 51 lbs.
 Height - 60"
 Width - 16"
 Web Strap - One 3 ply 2 piece 14' with ratchet tightener and automatic recoil
 Stair Climbers
 Wheels - 8" x 2 1/2" Semi-Pneumatic



Model # Vender-78
 Designed for Moving Largest Vending Machines
 Special Rocker Bar Feature
 Double Swing Lock
 Construction - 1—14 gauge steel
 Load Capacity - 1750 lbs.
 Weight - 122 lbs.
 Height - 78"
 Width - 24"
 10" x 2 1/2" Roller Bearing Wheels
 Wheels - 5" x 2" Phenoic Resin
 Foot Plate - 7 gauge, 5" x 24"
 Web Strap - 3 Ply 2 piece 14' with two ratchet tighteners and automatic recoil
 Roller Bearing Crawler Treads
 Swing Release - Foot operated



Model # ESRT
 Economically Priced Appliance Truck
 Construction - 3/4" tubular steel
 Load Capacity - 700 lbs.
 Height - 59 1/2"
 Width - 15 1/2"
 Weight - 42 lbs.
 Web Strap - With ratchet tightener and automatic strap recoil
 Stair Climbers
 Wheels - 6" x 2" Cushion Rubber



Model # MRT
 Construction - Lightweight Magnesium
 Load Capacity - 500 lbs.
 Height - 60"
 Width - 17"
 Weight - 41 lbs.
 Web Strap - 3 Ply 2 piece 14' with ratchet tightener and automatic recoil
 Padding - With non marking vinyl and soft protective felt
 Wheels - Bronze bushed 6" x 2" cushion tread



Model # MRT-M-60
 Construction - Lightweight Magnesium
 Load Capacity - 500 lbs.
 Height - 60"
 Width - 17"
 Weight - 51 lbs.
 Foot Plate - 5" x 24"
 Retractable Swing - With 3 1/2" swivel casters supports loads
 Web Strap - 3 Ply 2 piece 14' with ratchet tightener and automatic recoil

PLATFORM TRUCKS

WOOD DECK PLATFORM TRUCKS

Standard Features

- 1" Kiln Dried Oak
- Bolt Heads Counter Sunk For Smooth Surface
- Cast Heavy Duty Pockets For Pipe Handle
- Decks - Sanded and varnished
- Cross Supports - Under deck for rigidity and strength
- Casters - American made cold forged 2" tread width casters used exclusively. Mold-on rubber wheels
- Removable Handles

Optional Features

- Wheels - Polyurethane, Phenolic Resin, and Pneumatic wheels available
- Other Handles
- Other Deck Sizes
- Strip & Corner Bumpers
- Floor Locks



Deck Size Inches	Wheel Size Inches	Deck Height Inches	Load Capacity Lbs.	Part Number
24 x 48	6 x 2	9 1/2	1500	2448WD-6MR-1A
27 x 54	8 x 2	11 3/4	1500	2754WD-8MR-1A
30 x 60	8 x 2	11 3/4	2000	3060WD-8MR-1A
30 x 72	8 x 2	11 3/4	2000	3072WD-8MR-1A
36 x 72	8 x 2	11 3/4	2000	3672WD-8MR-1A

STEEL DECK PLATFORM TRUCKS

Standard Features

- Construction - One piece formed steel decks with reinforced cross and full length members
- Deck - Steel pipe pockets with reinforced wrap-around steel are welded to deck
- Finish - Rust resistant enamel
- Cross Supports - Under deck for rigidity and strength
- Casters - American made cold forged 2" tread width casters used exclusively. Mold-on rubber wheels.
- Removable Handles

Optional Features

- Wheels - Polyurethane, Phenolic Resin, and Pneumatic wheels available
- Other Handles
- Other Deck Sizes
- Strip & Corner Bumpers
- Floor Locks
- Wheel Brakes



Deck Size Inches	Wheel Size Inches	Deck Height Inches	Load Capacity Lbs.	Part Number
24 x 48	6 x 2	9 1/2	1500	2448SD-6MR-1A
27 x 54	8 x 2	11 3/4	1500	2754SD-8MR-1A
30 x 60	8 x 2	11 3/4	2000	3060SD-8MR-1A
30 x 72	8 x 2	11 3/4	2000	3072SD-8MR-1A
36 x 72	8 x 2	11 3/4	2000	3672SD-8MR-1A

FURNITURE DOLLIES

Standard Features

- Kiln Dried Oak
- Sanded And Varnished
- Bolt Heads Counter Sunk For Smooth Surface
- American Made Casters
- 3" Hard Rubber Casters

Optional Features

- Handles And Towing Eyes Optional
- 4" or 5" Casters
- Other Wheel Materials Available To Meet Your Needs




Flush Dolly

DFD1824-3HR (18 x 24)
 DFD1830-3HR (18 x 30)
 DFD2436-3HR (24 x 36)




Solid Dolly

DSD1824-3HR (18 x 24)
 DSD1830-3HR (18 x 30)
 DSD2436-3HR (24 x 36)



Carpet Dolly

DCE1824-3HR (18 x 24)
 DCE1830-3HR (18 x 30)
 DCE2436-3HR (24 x 36)



Rubber Dolly

DRE1824-3HR (18 x 24)
 DRE1830-3HR (18 x 30)
 DRE2436-3HR (24 x 36)

PRY BARS

Standard Features

- Capacities To 5000 Lbs.
- Oak Grain Handles
- Steel Wheels
- Iron Noses



Handle Length Inches	Nose Width Inches	Plate Length Inches	Nose Length Inches	Axle Size Inches	Wheel Size Inches	Weight Lbs.	Load Rating Lbs.	Part Number
60	6	9	3	7/8	5 x 1 1/2	30	3500	PB60-SS
72	6	9	3	7/8	5 x 1 1/2	33	4250	PB72-SS
84	6	9	3	7/8	5 x 1 1/2	35	5000	PB84-SS